

Litelines

Catalog #:	
Job:	
Type:	Voltage:

CBSQ1000 Series

Structural

10" square concrete bollard cast from natural stone aggregates and "Portland Cement" conforming to ASTM standards. We offer (5) grill options and (4) lens choices.

Luminaire

Reflector, louvers and refractors shall provide optimum lighting performance and weathertite operation.

Electrical

Ballast and electrical components are "UL Listed," factory prewired and mounted to a rigid support for suspension within the concrete base. A quickdisconnect electrical plug will be provided for easy installation and servicing.

Surface

The precast concrete shall be available in the following finishes: Mold Finish ("MF"), Sandblast ("SB") or Exposed Aggregate ("EA"). Consult factory for special aggregates and surface textures.


Color

The concrete shall be available in the following standard colors: Natural Grey Cement (N), Brown (BR), White (WH), Dark Bronze (BU), Copper (CO), and Special (SP). Consult factory for other colors.

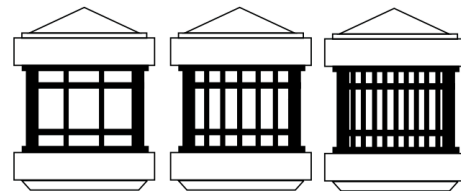
Mounting

Anchor base bollards "AB" are supplied with 3/8" plated anchor bolts for installation into a concrete footing (by others). Consult factory for other mounting configurations.

Dimensions



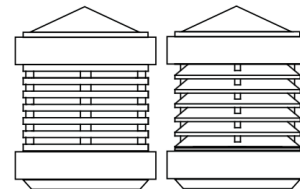
Cap Options



GD1

GD2

GD3



HL

EL

Ordering Information

Ordering Example: CBSQ1000-GD1-OPA-150-HPS-120-30-AB-GY-N-LSB-HSS

